





Craighead Electric Cooperative Corporation

Your Touchstone Energy® Cooperative 

"We're here for you"

www.craigheadelectric.coop



"Hot Lines"

4314 Stadium Blvd. P.O. Box 7503 Jonesboro, Arkansas 72403 800-794-5012 870-932-8301 September-October 2014

Craighead Electric Member Wins Hot Water Heater in Energy Efficiency Makeover Contest



Brenda Stevens of Jonesboro was named as a semifinalist in the Electric Cooperatives of Arkansas' \$50,000 Energy Efficiency Home Makeover Contest. As a semi-finalist, Stevens was awarded a 40-gallon Rheem Marathon energy efficient water heater.

She was selected out of approximately 1,500 applications that were submitted from across Arkansas. Stevens and 16 other electric cooperative members were awarded water heaters.

CONGRATULATIONS BRENDA!!!



In The Dark? Help Us Find You Fast!

Cell phones are replacing home phones making it difficult for Craighead Electric to identify locations when reporting outages. In an effort to update Craighead Electric accounts with accurate contact information we are asking members to please contact our office at 1.800.794.5012 or 870.932.8301, with any new information, such as phone numbers, mailing address, etc., so that we can update your account. Also, don't forget you can always update your contact info on your monthly billing statement that you receive. Any information collected will be utilized solely by Craighead Electric.

Stay Safe, Energy Efficient, and Lint Free

For energy efficient and safe dryer performance, lint must be removed from the dryer and vent to allow air to circulate freely. Here are ways to avoid lint buildup:

- Clean the lint filter after each load.
- Occasionally remove the lint filter and clean it with a nylon brush and hot, soapy water.
- Periodically clean the back of the dryer where lint can be trapped.
- Keep the area around and on top of the dryer clean and free of clutter.
- Have a qualified service person clean the interior of the appliance and venting system once a year.
- Thoroughly clean the vent system if you notice your drying times have increased.

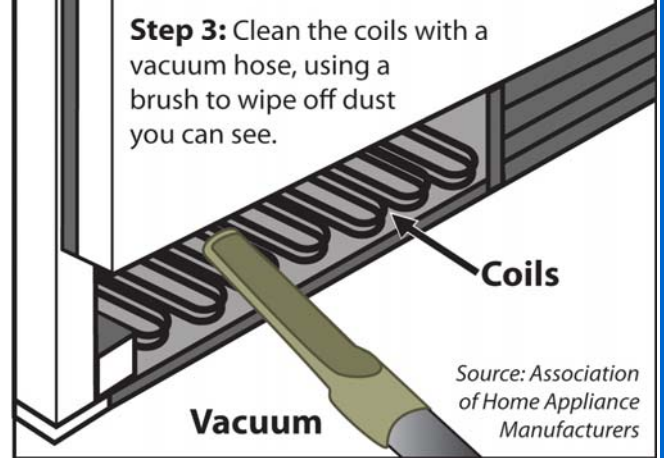


Source: Underwriters Laboratories

Clean Cold Coils

Vacuum your refrigerator coils every three months to eliminate dirt buildup that reduces efficiency and creates fire hazards. To clean condenser coils:

- Step 1:** Unplug the refrigerator.
- Step 2:** Pull off or unscrew the vent plate that protects the coils.
- Step 3:** Clean the coils with a vacuum hose, using a brush to wipe off dust you can see.



Source: Association of Home Appliance Manufacturers

Member Appreciation Days



During the month of October, Craighead Electric will be celebrating Coop Month with member appreciations days on:

- Tuesday, October 28 - Walnut Ridge Office**
- Wednesday, October 29 - Paragould Office**
- Thursday, October 30 - Jonesboro Office**



We would like to invite all members to come by and tour the all new Energy Efficient Solution Center Trailer! Also, we will be serving coffee and donuts in the morning, along with ice cream sandwiches in the afternoon. We will be giving away some small gifts as well. This is our way of saying **“THANK YOU”** to our members!